

Contura Mounting Panels

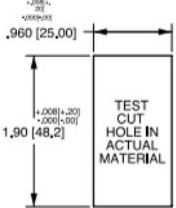
Dimensional Specifications: in. [mm]

MOUNTING PANEL

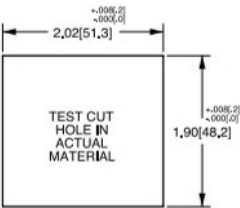
For additional units, add 1.03[26.2] per unit.
 For more than 2 V-Series Switches, add middle section. Available in Panel Thicknesses listed below. Consult factory.

MOUNTING PANEL THICKNESS

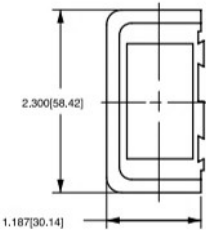
.062[1.57]	.187[4.75]
.093[2.36]	.250[6.35]
.125[3.17]	.375[9.52]



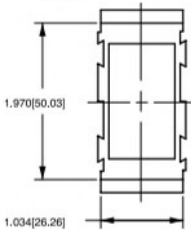
VMS MOUNTING PANEL HOLE



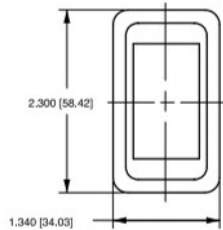
MOUNTING PANEL OPENING (2) UNITS



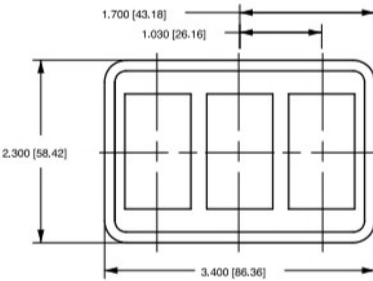
VME MOUNTING PANEL END



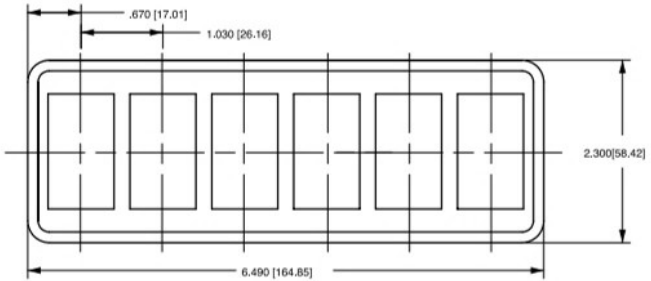
VMM MOUNTING PANEL MIDDLE



VMS MOUNTING PANEL



VM3 MOUNTING PANEL



VM6 MOUNTING PANEL