Approved by Netherlands Postal and Telecommunications KSR 8138 00 - 1293

RA106

Marine VHF antenna for sail and powerboats
Antenne Marine VHF pour vedette et voiliers
Antenna VHF marina per barche a vela e a motore

GLOMEX® The best in marine antennas
www.glomex.it



RA 106 antenna
(some parts cannot be included on economic version)
(quelques pièces ne pouvent pas être incluses sur la version économique)
(alcune parti posso non essere incluse nella versione più economica)

Installation Location / Installation / Installazione

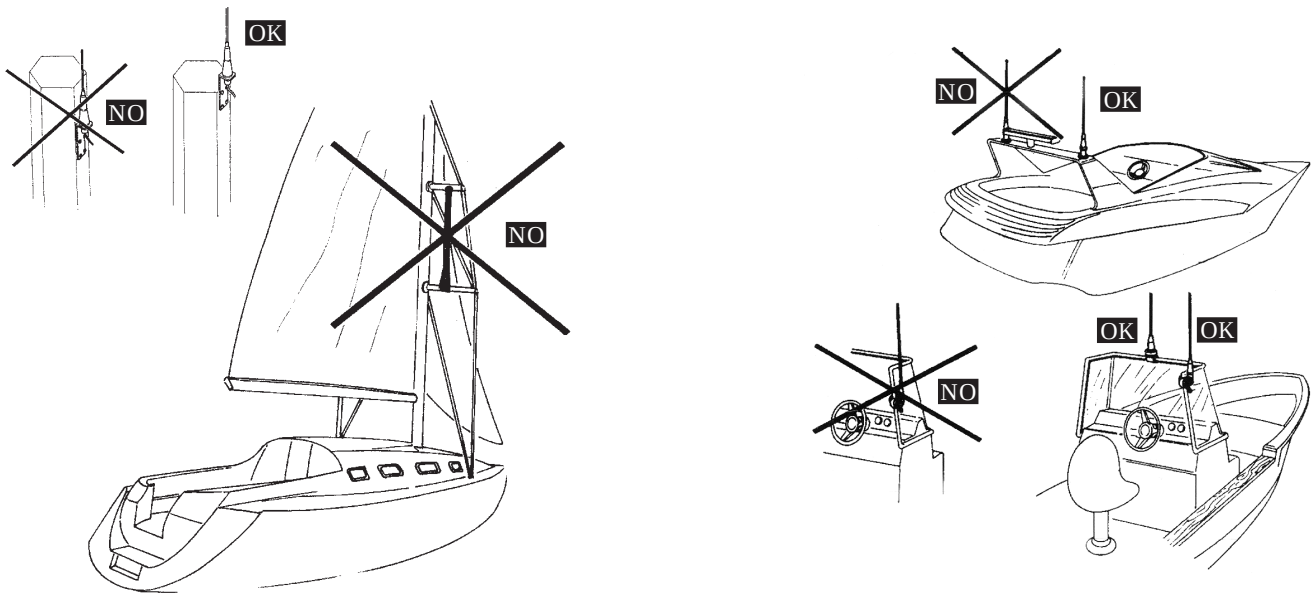

ATTENTION: The antenna must be electronically insulate from both the masthead and the boat's hull to avoid phenomena of electrolysis among noble metals and not.

ATTENTION: L'antenne doit être isolé électroniquement tant de la tête du mât que de la coque du bateau pour évité les phénomènes d'électrolyse parmi métaux nobles et non.

ATTENZIONE: L'antenna deve essere isolata elettricamente sia dall'albero che dallo scafo della barca per evitare fenomeni di elettrolisi fra metalli nobili e non.

Connector and Protector Assembling
Montage du Connecteur et de la Protection
Montaggio del Connettore e della Protezione

4.150.0005

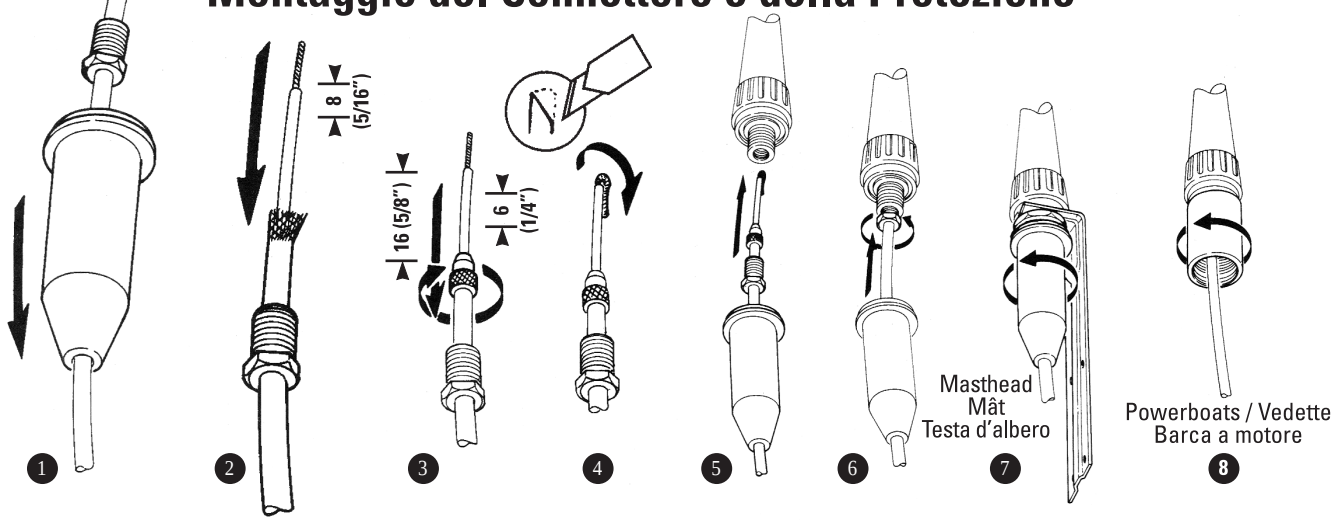

RA106

Glomex mounts threaded 1"x 14 for RA106
Filetage standard rotules Glomex 1"x 14 pour RA106
Filettatura standard supporti Glomex 1"x 14 per RA106

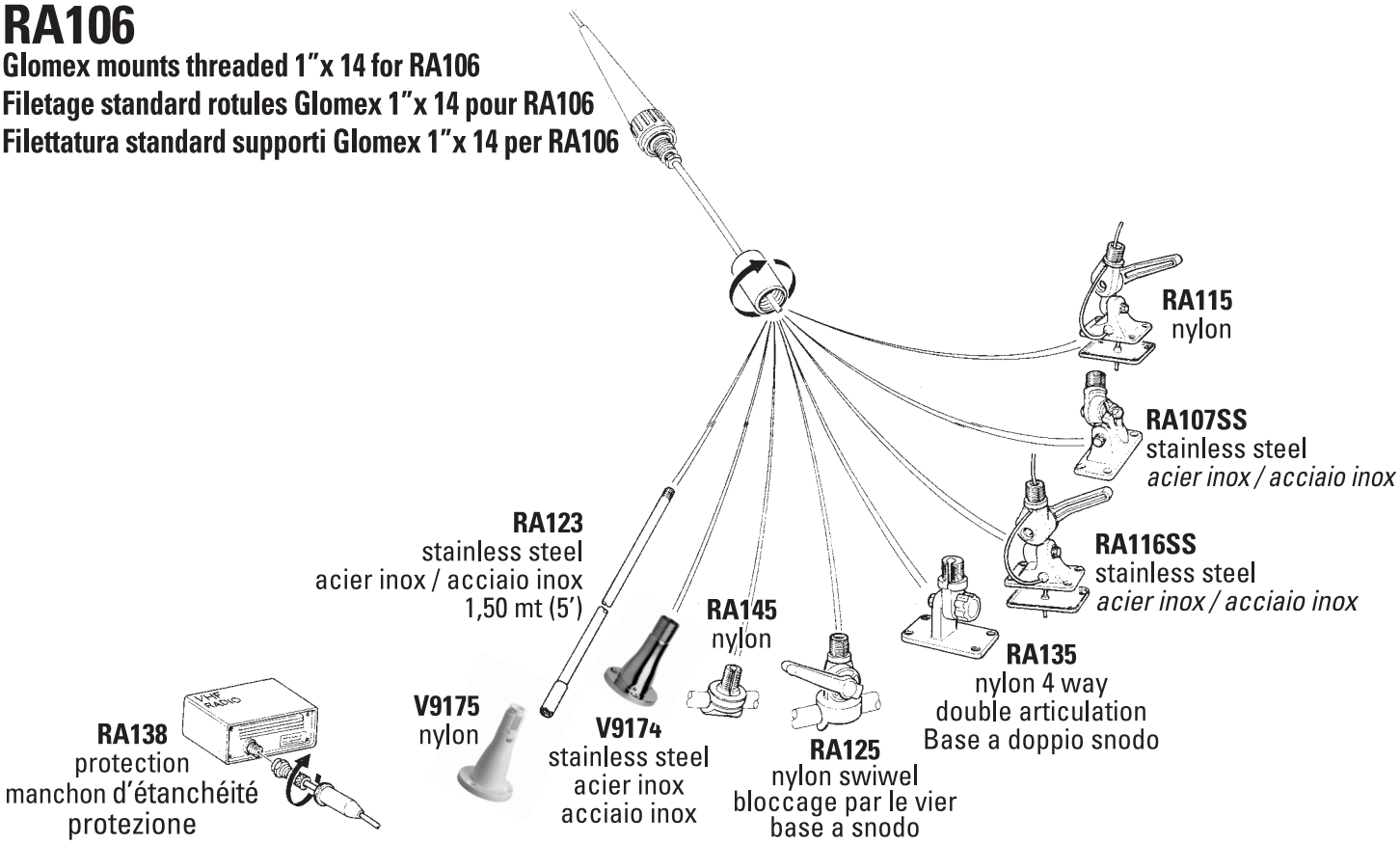

RA135

Ratchet mount assembling with RA106 antenna
Montage de la rotule avec l'antenne RA106
Montaggio del supporto con l'antenna RA106

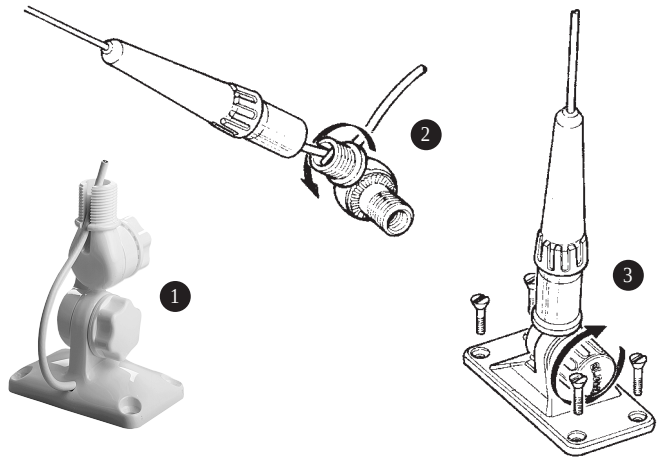

RA140

Feed-thru
Obturateur Passe fil
Passacavo a tenuta stagna

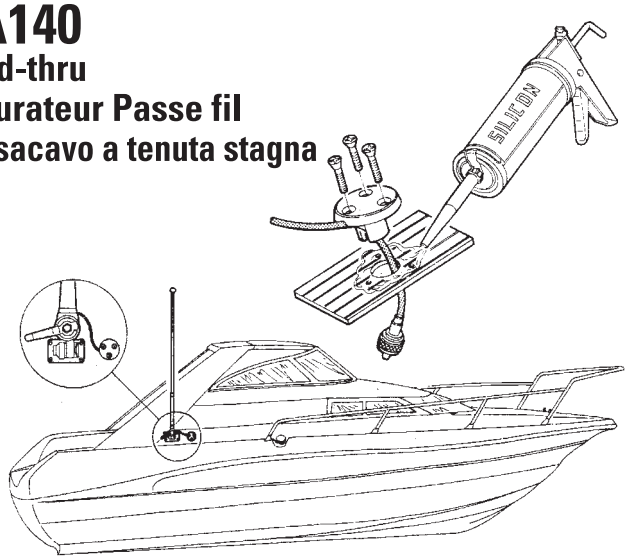

SOME OF THE ACCESSORIES SHOWED COULD BE AN EXTRA
CERTAINS ACCESSOIRES INDIQUÉS PEUVENT ÊTRE OPTIONNELS
ALCUNI DEGLI ACCESSORI MOSTRATI POSSONO ESSERE OPTIONAL

IMPORTANT: **This antenna must be fitted with a minimum of 7' (2 meters) of RG58 C/U MIL C17 coax cable to ensure optimum performance. If high SWR is encountered, trim 1' (30 cm) off of the coax cable and retest.**

IMPORTANT: **Cette antenne doit être installé avec un minimum de 2 mètres de câble coaxial RG58 C/U MIL C17 pour assurer une performance optimale. Si le ROSS est haut, écourtê le câble coaxial de 30cm et testé de nouveau**

IMPORTANTE: **Quest'antenna deve essere fissata con almeno 7' (2 metri) di cavo coassiale RG58 C/U MIL C17 per avere le perforance migliori. Se il ROSS ha valori troppo elevati, tagliare il cavo coassiale di 1' (30cm).**

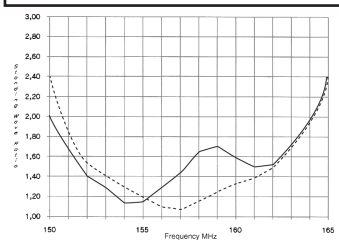

----- Masthead / Voiliers / Testa d'albero
___ Powerboat / Vedette / Barca a motore

ELECTRICAL DATA CHART
Polarization: vertical
Frequency: VHF marine band
SWR: see chart
Impedance: 50 Ohms
Gain: 3 db
Max input watts: 100
DC ground (when the antenna is tested with and ohm-meter will show continuity)
Total lenght: 105 cm (3 1/2')
Termination: Glomex solderless connector

DIAGRAMME DE DONNÉES ÉLECTRIQUE
Polarisation: *vertical*
Frequence: band marine VHF
SWR: *voir le diagramme*
Impendance: *50 Ohms*
Gain: *3db* - ***Watts max d'entrée:*** *100*
Liason masse: *(quand l'antenne est testée avec un ohmmetre elle montrera continuitè)*
Lenght Total: *105 cm*
Termination: *Connecteur Glomex sans soudure étanche.*

DIAGRAMMA ELETTRONICO DEI DATI
Polarizzazione: verticale
Frequenza: banda marina VHF
ROSS: vedi il diagramma
Impendenza: 50 Ohms
Guadagno: 3 db
Max watts in entrata: 100
DC terra: (cuando l'antenna è testata con lo strumento Ohm mostrerà continuità)
Lunghezza totale: 105 cm (3 1/2')
Termine: Connettore senza saldatura Glomex

Release 51 (june07)

GLOMEX
Via Faentina, 165/G - 48100 Ravenna - Italy - Tel. +39-544-500377 - Fax +39-544-500420
e-mail: info@glomex.it www.glomex.it