


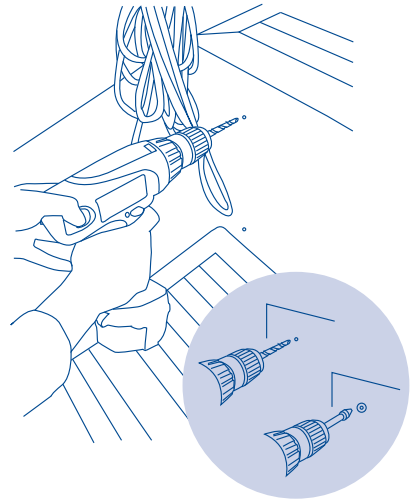
How to mount your bags

- 1 Choose the right location.
- 2 Use drill pattern on packaging to mark position of holes. Drill 4 x hole \varnothing 3mm, then countersink.
- 3 Remove 4 x tape. Screw 4 x white little hook. Hooks on top pointing up. Hooks below pointing down.
- 5 Place upper loops on hooks.
- 6 Fix elastic loops below.

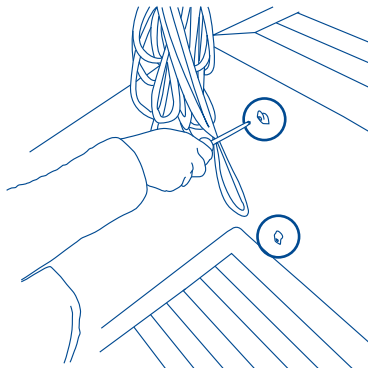
1



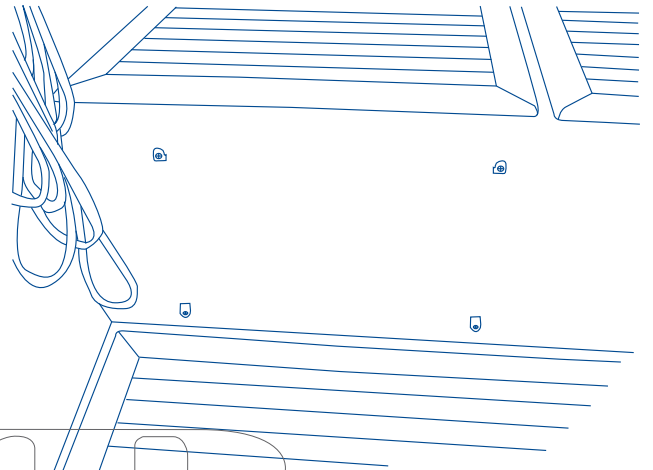
2



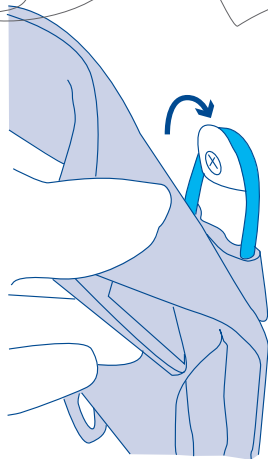
3



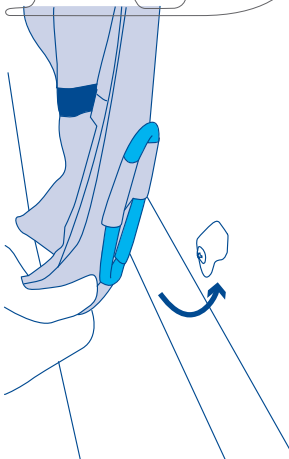
4



5



6



7

